



# BAKERLUX STATIONS


## MODEL: BLS-4HLD-1H

### XAKHT-HCHS HALF Size Ventless System for LED/TOUCH Convection Ovens


Water Connection is required for proper installation, filtration is highly recommended to prevent scale build up. Drain line or floor drain is needed.

#### UL 710 Emissions

Water Consumption Note\* 10.3 oz from 3 hours and 30 minutes from the baking cycle. Therefore you would need to put the water consumption at less than 3 oz per hour.



### LED digital programmable controls:



## FEATURES

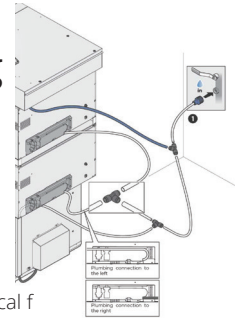
- Advanced airflow design & automatically reversible fan for even baking
- USB programming capability • 3 baking steps
- Digital programmable controls: Time, Temperature, Humidity
- Wi-Fi • Data driven cooking
- Heat settings from 175°-500° F
- Saves up to 99 programs with graphic control panel
- Handles 10 HALF size sheet pans (not included)
- 4 wire shelves included
- Cooking chamber: 13-1/4" H x 19-1/4" W x 14" D (2.1 cu. ft.)
- 10 hour timer or continuous on
- Light flashes and unit beeps at end of cycle
- Heavy duty stainless steel construction
- Heavy duty door & hinge construction
- Extra large motor for long lasting use
- 2-5/8" between shelves
- 1 fans; 2 fan speeds • Interior LED light
- Open Door/Auto shut off
- Includes electro valve for direct plumbed water connection
- "Cool-touch" double wall glass door opens from top
- Stackable with optional XWKQT-04EF-E Stacking Kit
- NSF; ETL to UL & CSA Standards/ listed by UNOX S.p.A.
- Energy Star rated • Chef Support - via phone
- 3 year Limited Warranty (two year On-site service & parts, 3rd year parts only)\*\*
- \*\*90 day warranty on light bulbs & gasket (not service center items); 30 days on glass; one year on motor
- 208-240 Volts / 2900-3800 Watts / 16 Amps / Single Phase / 60Hz
- NEMA 6-20P Plug



### Incoming Water:

The bottom of the appliance contains 6.6 ft 7 in of pipe with a tee for connecting to the water supply (including mechanical filter and fitting (3/4") with non-return valve). A shut-off valve should be positioned between the water mains and the appliance.

We recommend that the end user have a standard ice-machine filter when using a humidity hookup.



#### OST-34A-C

Heavy-Duty aluminum Stand with casters for Half Size Ovens  
Handles 10 halfsize sheet pans (not included)

208-240 Volt

Drain line -or - floor drain is required.

## Bakerlux Station Includes:



Model	Color	Volts	Watts	Amps	Unit Dimensions
XAKHT-HCHS	Stainless	208/240	200	1	W: 23 22/32" H: 9 1/2" D: 28 10/32"
XAFT-04HS-LD	Stainless	208/240	2900-3800	16	W: 23.6875" H: 19" D: 25.5"
OST-034A-C	Stainless	N/A	N/A	N/A	W: 22.6875" H: 35" D: 26.75"

### Unit Dimensions

28.3125"L x 23.6875"W x 63.5"H

### Shipping Unit Dimensions

216lbs 40"L x 40"W x 61"H  
CLASS 200

Made to Cadco Ltd. specifications by UNOX S.p.A., Italy NSF, ETL to UL & CSA Standards  
We recommend that the end user have a standard ice-machine filter when using a humidity hookup.



www.cadco-ltd.com



860.738.2500



info@cadco-ltd.com