



BAKERLUX STATIONS

MODEL: BLS-4HTD-1H

XAKHT-HCHS HALF Size Ventless System for LED/TOUCH Convection Ovens

Water Connection is required for proper installation, filtration is highly recommended to prevent scale build up. Drain line or floor drain is needed.

UL 710 Emissions

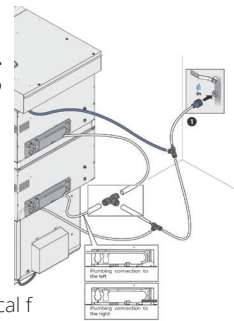
Water Consumption Note* 10.3 oz from 3 hours and 30 minutes from the baking cycle. Therefore you would need to put the water consumption at less than 3 oz per hour.



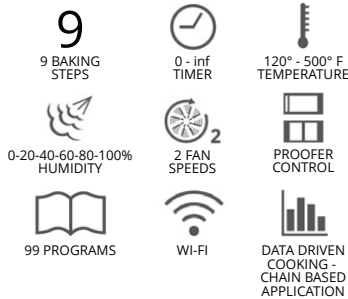
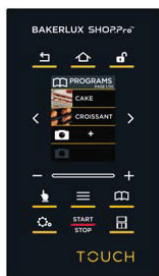
Incoming Water:

The bottom of the appliance contains 6.67 in of pipe with a tee for connecting to the water supply (including mechanical filter and fitting (3/4") with non-return valve). A shut-off valve should be positioned between the water mains and the appliance.

We recommend that the end user have a standard ice-machine filter when using a humidity hookup.



TOUCH digital programmable controls:



FEATURES

- Advanced airflow design & automatically reversible fan for even baking
- USB programming capability • 9 baking steps
- Digital programmable controls: Time, Temperature, Humidity
- Wi-Fi • Data driven cooking
- Heat settings from 175°-500° F
- Saves up to 99 programs with graphic control panel
- Handles 4 HALF size sheet pans (not included)
- 4 wire shelves included
- Cooking chamber: 13-1/4" H x 19-1/4" W x 14" D (2.1 cu. ft.)
- 10 hour timer or continuous on
- Light flashes and unit beeps at end of cycle
- Heavy duty stainless steel construction
- Heavy duty door & hinge construction
- Extra large motor for long lasting use
- 2-5/8" between shelves
- 1 fans; 2 fan speeds • Interior LED light
- Open Door/Auto shut off
- Includes electro valve for direct plumbed water connection
- "Cool-touch" double wall glass door opens from top
- Stackable with optional XWKQT-04EF-E Stacking Kit
- NSF; ETL to UL & CSA Standards/ listed by UNOX S.p.A.
- Energy Star rated • Chef Support - via phone
- 3 year Limited Warranty (two year On-site service & parts, 3rd year parts only)**
- **90 day warranty on light bulbs & gasket (not service center items); 30 days on glass; one year on motor
- 208-240 Volts / 2900-3800 Watts / 16 Amps / Single Phase / 60Hz
- NEMA 6-20P Plug

Drain line -or - floor drain is required.

Bakerlux Station Includes:



Model	Color	Volts	Watts	Amps	Unit Dimensions
XAKHT-HCHS	Stainless	208/240	200	1	W: 23 22/32" H: 9 1/2" D: 28 10/32"
XAFT-04HS-TD	Stainless	208/240	2900-3800	16	W: 23.6875" H: 19" D: 25.5"
OST-034A-C	Stainless	N/A	N/A	N/A	W: 22.6875" H: 35" D: 26.75"

208-240 Volt

Unit Dimensions
28.3125" L x 23.6875" W x 63.5" H

Shipping Unit Dimensions
219 lbs 48" L x 40" W x 60" H
CLASS 200

Made to Cadco Ltd. specifications by UNOX S.p.A., Italy NSF, ETL to UL & CSA Standards
We recommend that the end user have a standard ice-machine filter when using a humidity hookup.



www.cadco-ltd.com



860.738.2500



info@cadco-ltd.com