



Deluxe Mobile Grab & Go Carts

Deluxe Grab & Go Carts

GRAB & GO - 2 HEATED BAYS

CBC-GG-2



- 2 **HOT** Bays
- 2 Tritan roll-top lids
- 4 half-size, 2 ½" deep steam pans, 2 full-size pan holders (removable)
- (1) adjustable shelf inside of cart
- Locking door on one side of cart (2 half-size outswing doors)
- 120volts, 600 watts, 5 amps

GRAB & GO - 4 HEATED BAYS

CBC-GG-4



- 4 **HOT** Bays
- 4 Tritan roll-top lids
- 9 half-size, 2 ½" deep steam pans, 4 full-size pan holders (removable)
- (2) adjustable shelves inside of cart
- Sliding, locking doors on one side of cart (2 half-size outswing doors)
- 120volts, 1650 watts, 13.75 amps


Product Features

- UL Safety & Sanitary
- Stainless Steel construction with one handle (Laminate options available)
- Silent casters (2 with brakes; 2 with directional locks)
- 2 variable heat control knobs (155° - 205°F)
- 72" long coiled cord
- Pans & pan holders removable
- Electrical junction box for NEMA 5-15 plug
- Stainless steel merchandising shelves on top to serve from both sides (removable)
- Flip-up shelf
- Safety shield on both sides (removable)
- Locking doors on one side
- Rubber bumpers on top and bottom of cart corners
- Warming surface top removable for service
- Made in America
- Freight class 250: Not UPS-able, must ship by truck
- 1 year limited warranty in contiguous US states. 30 days initial defect on laminate panels




Standard & Deluxe Mobile Grab & Go Carts

Laminate Finishes




**Model: L1
Chestnut**

Varying hues of bronze with red undertones




**Model: L3
Grey**

Medium bluish grey with brown accents



**Model: L4
Navy**

Dark blue with reddish brown accents



**Model: L5
Cherry**

Dark cherry woodgrain



**Model: L6
Black**

Solid, slightly textured black



**Model: L7
Purple**

Solid, slightly textured purple
(Allergen-Free Color Code)

Specifications

Model	Bays	Unit Dim. (w x h x d)	Unit Wt. (lbs)	Ship Wt. (lbs.)
CBC-GG-B2	2	63 ¼ x 57 x 31 ¼	178	297*
CBC-GG-B3	3	74 ½ x 60 x 30	215	440*
CBC-GG-B4	4	85 ¼ x 57 x 31 ¼	230	440*


(with flip-up shelf open)

Model	Bays	Volts	Watts	Amps	Unit Dim. (w x h x d)	Unit Wt. (lbs)	Ship Wt. (lbs.)
CBC-GG-2	2 Hot	120	600	5	63 ¼ x 57 x 31 ¼	130	325*
CBC-GG-4	4 Hot	120	1650	13.75	85 ¼ x 57 x 31 ¼	284	500*

(with flip-up shelf open)

*Shipping weights include weight of shipping skids & shipping frames - approx. 177 lbs. on CBC-GG-4 / 162 lbs. on CBC-GG-B3/ 107 lbs. on CBC-GG-2





Accessories for Standard Mobile Foodservice Carts



HEAT PACKAGES for CBC-GG-B CARTS

- Separate 120V electric variable heat control for each bay
- Register outlet on flip-up shelf side



GG-HT3

- Each full size bay has (2) 2-1/2" deep 1/2 size steam pans & clear polycarbonate rolltop lid
- 120V/1650W / 13.75A
- UL Safety & Sanitary, C-UL
- Factory installed during cart build

GG-HT4: For CBC-GG-B4 Carts (4 bays); **GG-HT3:** For CBC-GG-B3 Carts (3 bays); **GG-HT2:** For CBC-GG-B2 Carts (2 bays)

LOCKING SECURITY DOORS FOR CBC-GG-B CARTS



GG2-SD

- Stainless doors with lock and two keys
- Factory installed during cart build

GG4-SD: For CBC-GG-B4 Carts (Swing open doors)

GG3-SD: For CBC-GG-B3 Carts (Sliding doors)

GG2-SD: For CBC-GG-B2 Carts (Sliding doors)

ADJUSTABLE INNER SHELVES FOR CBC-GG/B CARTS



GGAS-3/ GGAS-4

- Stainless steel
- May be attached by end-user
- Freight class 200

GGAS-4: For CBC-GG-4 Size Carts (2 shelves/ half width)

GGAS-3: For CBC-GG-3 Size Carts (2 shelves/ half width)

GGAS-2: For CBC-GG-2 Size Carts (1 shelf/ full width)

FLIP-UP OUTER SHELF



FUS-1R: Flip-up Outer Shelf

(for right side of cart - user view)

- Flips up & locks for use; flips down for storage
 - One 22" W x 25-3/4" D stainless shelf
 - Adds 19" to cart width when up
 - Factory installed during cart build

JUNCTION BOX



C-JB: Junction Box for Carts with Heat

- Provides additional 120V outlet inside cart for other appliances (1 outlet used by cart hot bays & register outlet; available power depends on power draw of cart & register outlet)
- Factory installed during cart build

PNEUMATIC WHEELS



PW-4: Outdoor Pneumatic Wheels Kit

- Set of (4) 8" diameter wheels w/ locks
- Rubber wheels w/ steel hardware
 - 10" floor clearance
- Factory installed during cart build

LIDS & STAINLESS STEAM PANS & FALSE BOTTOMS (• NSF)



C-DPF2-HD

C-DPF2-HD: Clear Rolltop Lid

- Fits full size steam pan
- Eastman Tritan™ copolyester
- Corrosion-resistant metal hinges



CL-2

CL-2: Half Size Clear Lids Accessory Pack

- 2 clear polycarbonate lids for 1/2 size pans



CL-3

CL-3: Third Size Clear Lids Accessory Pack

- 3 clear polycarbonate lids for 1/3 size pans



SPL-2P

SPL-2P: Half Size Steam Pan with Clear Lid

- 1/2 size (2-1/2" deep) stainless pan w/clear lid



SPL-3P

SPL-3P: Third Size Steam Pan with Clear Lid

- 1/3 size (2-1/2" deep) stainless pan w/clear lid



CDT-3



CDT-3 in Use



CDT-2

FALSE BOTTOMS

- Hold food above pan bottom for draining and/or keeping food moist
- Universal fit for 1/3 and 1/2 size steam pans
 - Stainless steel
 - 1/2" height above pan bottom
 - 3/8" diameter holes

CDT-2: Half Size False Bottom

CDT-3: Third Size False Bottom

STAINLESS PAN HOLDERS & COLD BAY KIT - For All Current Food & Demo Carts

ALL MODELS:

- Hold pans on cart warming surface
 - May be attached by end user
- ONLY for Food Carts built after 9-1-2013 / Demo Carts built after 1/1/2016
 - UL Sanitary

PS-CBC-2: Steam Pan Holder Accessory For 2 1/2" High Pans

- Holds one full size, 2 half size, or 3 third size steam pans

PS-CBC-4: Steam Pan Holder Accessory For 4" High Pans

- Holds one full size, 2 half size, or 3 third size steam pans



PS-CBC-2



PS-CBC-4



PS-CBC-6



PS-CBC-6CP

PS-CBC-6: Pan Holder Accessory for 6" Deep Cold Pans

- Stainless pan holder holds 2 half size 6" deep Cambro® ColdFest™ pans (or equivalent; pans not included.) Converts cart hot bay to cold bay.

PS-CBC-6CP: Cold Bay Pan Holder Kit

- Stainless pan holder & 2 half size 6" deep Cambro® ColdFest™ pans with Cambro® lids. Converts cart hot bay to cold bay.