



# Standard Mobile Grab & Go Carts

## Standard Grab & Go Carts

### GRAB & GO - 2 BAYS

CBC-GG-B2



- 2 Bays
- 2 Tritan roll-top lids
- 4 half-size, 2 ½" deep steam pans, 2 full-size pan holders (removable)

### GRAB & GO - 3 BAYS

CBC-GG-B3



- 3 Bays
- 3 Tritan roll-top lids
- 6 half-size, 2 ½" deep steam pans, 2 full-size pan holders (removable)

### GRAB & GO - 4 BAYS

CBC-GG-B4



- 4 Bays
- 4 Tritan roll-top lids
- 6 half-size, 2 ½" deep steam pans, 2 full-size pan holders (removable)

## Product Features

- UL Safety & Sanitary
- Stainless Steel construction with one handle (Laminate options available)
- Silent casters (2 with brakes; 2 with directional locks)
- 2 variable heat control knobs (155° - 205°F)
- 72" long coiled cord
- Pans & pan holders removable
- Stainless steel merchandising shelves on top to serve from both sides (removable)
- Flip-up shelf
- Rubber bumpers on top and bottom of cart corners
- Warming surface top removable for service
- Made in America
- Freight class 250: Not UPS-able, must ship by truck
- 1 year limited warranty in contiguous US states. 30 days initial defect on laminate panels




# Standard & Deluxe Mobile Grab & Go Carts

## Laminate Finishes



**Model: L1  
Chestnut**

Varying hues of bronze  
with red undertones




**Model: L3  
Grey**

Medium bluish grey with  
brown accents



**Model: L4  
Navy**

Dark blue with  
reddish brown accents



**Model: L5  
Cherry**

Dark cherry woodgrain



**Model: L6  
Black**

Solid, slightly textured black



**Model: L7  
Purple**

Solid, slightly textured purple  
(Allergen-Free Color Code)

## Specifications

Model	Bays	Unit Dim. (w x h x d)	Unit Wt. (lbs)	Ship Wt. (lbs.)
CBC-GG-B2	2	63 ¼ x 57 x 31 ¼	178	297*
CBC-GG-B3	3	74 ½ x 60 x 30	215	440*
CBC-GG-B4	4	85 ¼ x 57 x 31 ¼	230	440*


(with flip-up shelf open)

Model	Bays	Volts	Watts	Amps	Unit Dim. (w x h x d)	Unit Wt. (lbs)	Ship Wt. (lbs.)
CBC-GG-2	2 Hot	120	600	5	63 ¼ x 57 x 31 ¼	130	325*
CBC-GG-4	4 Hot	120	1650	13.75	85 ¼ x 57 x 31 ¼	284	500*

(with flip-up shelf open)

\*Shipping weights include weight of shipping skids & shipping frames - approx. 177 lbs. on CBC-GG-4 /  
162 lbs. on CBC-GG-B3/ 107 lbs. on CBC-GG-2





# Accessories for Standard Mobile Foodservice Carts



## HEAT PACKAGES for CBC-GG-B CARTS

- Separate 120V electric variable heat control for each bay
- Register outlet on flip-up shelf side



**GG-HT3**

- Each full size bay has (2) 2-1/2" deep 1/2 size steam pans & clear polycarbonate rolltop lid
- 120V/1650W / 13.75A
- UL Safety & Sanitary, C-UL
- Factory installed during cart build

**GG-HT4:** For CBC-GG-B4 Carts (4 bays); **GG-HT3:** For CBC-GG-B3 Carts (3 bays); **GG-HT2:** For CBC-GG-B2 Carts (2 bays)

## LOCKING SECURITY DOORS FOR CBC-GG-B CARTS



**GG2-SD**

- Stainless doors with lock and two keys
- Factory installed during cart build

**GG4-SD:** For CBC-GG-B4 Carts (Swing open doors)

**GG3-SD:** For CBC-GG-B3 Carts (Sliding doors)

**GG2-SD:** For CBC-GG-B2 Carts (Sliding doors)

## ADJUSTABLE INNER SHELVES FOR CBC-GG/B CARTS



**GGAS-3/ GGAS-4**

- Stainless steel
- May be attached by end-user
- Freight class 200

**GGAS-4:** For CBC-GG-4 Size Carts (2 shelves/ half width)

**GGAS-3:** For CBC-GG-3 Size Carts (2 shelves/ half width)

**GGAS-2:** For CBC-GG-2 Size Carts (1 shelf/ full width)

## FLIP-UP OUTER SHELF



### FUS-1R: Flip-up Outer Shelf

(for right side of cart - user view)

- Flips up & locks for use; flips down for storage
  - One 22" W x 25-3/4" D stainless shelf
    - Adds 19" to cart width when up
- Factory installed during cart build

## JUNCTION BOX



### C-JB: Junction Box for Carts with Heat

- Provides additional 120V outlet inside cart for other appliances (1 outlet used by cart hot bays & register outlet; available power depends on power draw of cart & register outlet)
- Factory installed during cart build

## PNEUMATIC WHEELS



### PW-4: Outdoor Pneumatic Wheels Kit

- Set of (4) 8" diameter wheels w/ locks
- Rubber wheels w/ steel hardware
  - 10" floor clearance
- Factory installed during cart build

## LIDS & STAINLESS STEAM PANS & FALSE BOTTOMS (• NSF)



**C-DPF2-HD**

### C-DPF2-HD: Clear Rolltop Lid

- Fits full size steam pan
- Eastman Tritan™ copolyester
- Corrosion-resistant metal hinges



**CL-2**

### CL-2: Half Size Clear Lids Accessory Pack

- 2 clear polycarbonate lids for 1/2 size pans



**CL-3**

### CL-3: Third Size Clear Lids Accessory Pack

- 3 clear polycarbonate lids for 1/3 size pans



**SPL-2P**

### SPL-2P: Half Size Steam Pan with Clear Lid

- 1/2 size (2-1/2" deep) stainless pan w/clear lid



**SPL-3P**

### SPL-3P: Third Size Steam Pan with Clear Lid

- 1/3 size (2-1/2" deep) stainless pan w/clear lid



**CDT-3**



**CDT-3 in Use**



**CDT-2**

### FALSE BOTTOMS

- Hold food above pan bottom for draining and/or keeping food moist
- Universal fit for 1/3 and 1/2 size steam pans
  - Stainless steel
  - 1/2" height above pan bottom
  - 3/8" diameter holes

### CDT-2: Half Size False Bottom

### CDT-3: Third Size False Bottom

## STAINLESS PAN HOLDERS & COLD BAY KIT - For All Current Food & Demo Carts

### ALL MODELS:

- Hold pans on cart warming surface
  - May be attached by end user
- ONLY for Food Carts built after 9-1-2013 / Demo Carts built after 1/1/2016
  - UL Sanitary

### PS-CBC-2: Steam Pan Holder Accessory For 2 1/2" High Pans

- Holds one full size, 2 half size, or 3 third size steam pans

### PS-CBC-4: Steam Pan Holder Accessory For 4" High Pans

- Holds one full size, 2 half size, or 3 third size steam pans



**PS-CBC-2**



**PS-CBC-4**



**PS-CBC-6**



**PS-CBC-6CP**

### PS-CBC-6: Pan Holder Accessory for 6" Deep Cold Pans

- Stainless pan holder holds 2 half size 6" deep Cambro® ColdFest™ pans (or equivalent; pans not included.) Converts cart hot bay to cold bay.

### PS-CBC-6CP: Cold Bay Pan Holder Kit

- Stainless pan holder & 2 half size 6" deep Cambro® ColdFest™ pans with Cambro® lids. Converts cart hot bay to cold bay.